


ELITE FLAG HINGE

Hinge Adjustment Instructions




Compression Adjustment

+/- 1.0mm

5mm Allen Key

Rotate the Allen key clockwise anti-clockwise to give the required compression setting required.




Height Adjustment

+ 6mm
(+/- 3mm)

6mm Allen Key

Rotate the Allen key clockwise give the required height setting.
Ensure that the weight of the door is evenly distributed across all hinges.



Lateral Adjustment

+/- 4mm

5mm Allen Key

Rotate the Allen key clockwise or anti-clockwise to give the required lateral setting.
Ensure even distributed across all hinges.

Compression Adjustment




1.

x 4 vent holes at the top of the bush (towards you) hinge compression is set to **OFF**



2.

x 4 vent holes at the top of the bush (away from you) hinge compression is **ON**



3.

Insert 4mm Allen key rotating centre bush left to right to achieve desired compression setting